

45° and 90° Elbows

Explosionproof, Dust-Ignitionproof


UNILETS™ for Use with Threaded Rigid Metal Conduit and IMC.

NEC/CEC:

Class I, Division 1 and 2, Groups A◇, B◇, C, D
Class II, Division 1 and 2, Groups E, F, G
Class III

Features

- Explosionproof, dust-ignitionproof.
- Smooth, rounded integral bushing in each hub protects conductor insulation.
- Accurately tapped, tapered NPT threads for tight, rigid joints and ground continuity.



Standard Materials






- Malleable iron or copperfree (4/10 of 1% max.) aluminum

Standard Finishes

- EL malleable iron: zinc electroplate
- EL aluminum: natural

NEC/CEC Compliances and Certifications

- UL Standard: 886 (1203)
- UL Listed: E34997
- CSA Standard: C22.2 No. 25, C22.2 No. 30
- CSA Certified: 065181

	Size (Inches)	Millimeters (Inches) Dimensions (A)	Catalog Number	
			Malleable Iron	Aluminium
45° Female Elbows				
	1/2	30.2 (1.19)	ELF45-50 ◇	ELF45-50-A ◇
	3/4	33.3 (1.31)	ELF45-75 ◇	ELF45-75-A ◇
	1-1/2	50.8 (2.00)	ELF45-150	ELF45-150-A
90° Female Elbows				
	1/2	38.1 (1.50)	ELF90-50 ◇	ELF90-50-A ◇
	3/4	42.9 (1.69)	ELF90-75 ◇	ELF90-75-A ◇
	1	46.0 (1.81)	ELF90-100 ◇	ELF90-100-A ◇
90° Male and Female Elbows				
	1/2	43.6 (1.72)	ELMF90-50 ◇	ELMF90-50-A ◇
	3/4	42.9 (1.69)	ELMF90-75 ◇	ELMF90-75-A ◇
	1	55.6 (2.19)	ELMF90-100	ELMF90-100-A
90° Male Elbows				
	1/2	42.9 (1.69)	ELM90-50 ◇	ELM90-50-A ◇
	3/4	46.7 (1.84)	ELM90-75 ◇	ELM90-75-A ◇
	1/2	45.2 (1.78)	ELMFL90-50 ◇	ELMFL90-50-A ◇
	3/4	57.9 (2.28)	ELMFL90-75 ◇	ELMFL90-75-A ◇
	1	67.6 (2.66)	ELMFL90-100 ◇	ELMFL90-100-A ◇
	1-1/4	84.1 (3.31)	ELMFL90-125	—
	1-1/2	100.1 (3.94)	ELMFL90-150	—
	2	101.6 (4.00)	ELMFL90-200	—

◇ Indicates items in the shaded area which are UL Listed for Class I, Groups A, B, C, D; Class II, Groups E, F, G; and Class III.